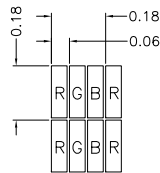
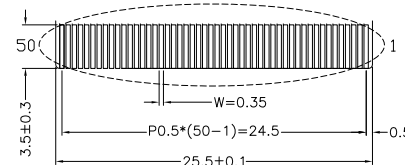


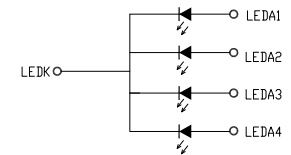
FPC BENDING REFERENCE DIAGRAM



DETAIL A
(SCALE 50:1)



DETAIL B
(SCALE 2:1)



BACKLIGHT CIRCUIT DIAGRAM

NOTES:

1. DISPLAY TYPE: TFT, TRANSMISSIVE, NORMALLY WHITE
2. OPERATING VOLTAGE: VDDI=1.8V/2.8V(TYP.), VCI=2.8V(TYP.)
3. VIEWING DIRECTION: 6 O'CLOCK
4. DRIVER IC: ST7789V2
5. OPERATING TEMP.: -20°C ~ 70°C
6. STORAGE TEMP.: -30°C ~ 80°C
7. LED BACKLIGHT: 4-CHIP WHITE LED, IF=80mA, VF=2.8V~3.4V
8. TOP POLARIZER SURFACE TREATMENT: GLARE
9. SURFACE LUMINANCE: 240CD/M² (TYP.)
10. THE SINGLE LAYER AREA OF FPC IS BENDABLE AND THE BENDING RADIUS MUST BE NOT LESS THAN 1.5MM
11. GENERAL TOLERANCE: ±0.2MM
12. ROHS COMPLIANT

PIN DESCRIPTION	
PIN	SYMBOL
1	LEDK
2	LEDA1
3	LEDA2
4	LEDA3
5	LEDA4
6	IM0
7	IM1
8	IM2
9	IM3
10	RESET
11	VSYNC
12	HSYNC
13	DOTCLK
14	DE
15	DB17
16	DB16
17	DB15
18	DB14
19	DB13
20	DB12
21	DB11
22	DB10
23	DB9
24	DB8
25	DB7
26	DB6
27	DB5
28	DB4
29	DB3
30	DB2
31	DB1
32	DB0
33	SDO
34	SDI
35	RD
36	WRX/(D/CX)
37	D/CX(SCL)
38	CSX
39	TE
40	VDDI
41	VDDI
42	VCI
43	GND
44	X+
45	Y+
46	X-
47	Y-
48	GND
49	GND
50	GND

		MULTI-INNO TECHNOLOGY CO.,LTD.	
DRAWN BY:	JREEY 2021.05.31		MODULE P/N:
CHECKED BY:		SCALE : 1/1	MI0283Q3T-13RP
APPROVED BY:		UNIT: mm	DESCRIPTION:
VER.	REVISED DESCRIPTION	SHEET NO.: 1/1	TFT+RTP MODULE

01	FIRST ISSUE	JERRY	2021.05.31
VER.	REVISED DESCRIPTION	REVISER	DATE